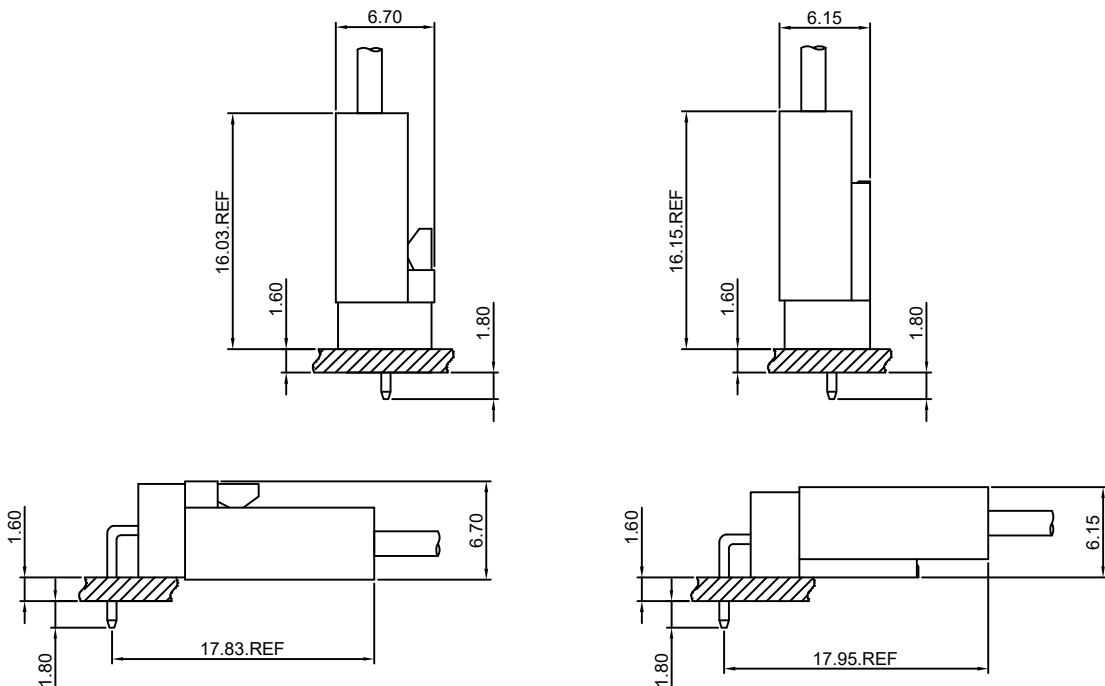


Specifications

- Current rating:4A AC,DC
- Voltage rating:250V AC,DC
- Temperature range:-25°C~+85°C
- Contact resistance:10mΩMax.
- Insulation resistance:1000MΩMin.
- Withstanding voltage:1000V AC/minute
- *Compliant with RoHS and REACH*
- *Meet the HF/Halogen Free,need to customize*
- *Contact HDGC for details*

Assembly layout





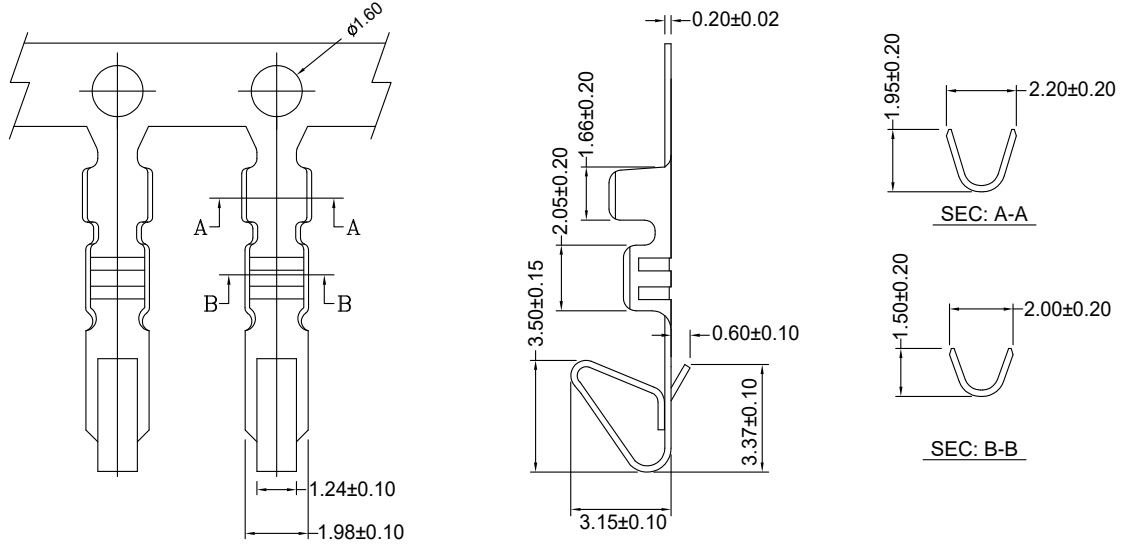
HDGC2543 Series 2.54mm (.100") Pitch Wire to Board Connector

HDGC2543-T

2.54mm Pitch Crimp Terminal

Reference Informations:

*Used in HDGC2543H-XP, HDGC2543HA, HB-XP-WH, HDGC2543HC-4P, HDGC2517AH-XP series Housing



Ordering information & Specifications:

Unit:mm

Part NO.	Wire Range	Insulation O.D.	Material	Finish	Qty/reel
HDGC2543-TB	AWG#22-#28	1.90mm(max)	Brass	Tin over Nickel	12,000 PCS
HDGC2543-TP	AWG#22-#28	1.90mm(max)	Phosphor Bronze	Tin over Nickel	12,000 PCS
HDGC2543-GB	AWG#22-#28	1.90mm(max)	Brass	Gold over Nickel	12,000 PCS
HDGC2543-GP	AWG#22-#28	1.90mm(max)	Phosphor Bronze	Gold over Nickel	12,000 PCS

Optional Gold plating available but MOQ requested

HDGC2543H-XP

2.54mm Pitch Housing

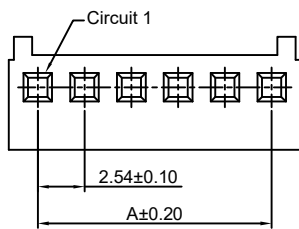
Reference Informations:

*Material:Nylon 66,UL94V-0

*Suitable HDGC2543-T series Terminal

*Mates with HDGC2543WV, WR-XP, HDGC2543WR-XP-L, HDGC2543WR-S-XP series Wafer

*Color:Beige or White



Ordering Information:

HDGC2543H-XP - * - ***
1 2 3

1.Part No.

2.Style:

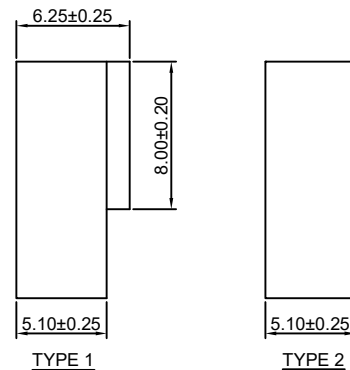
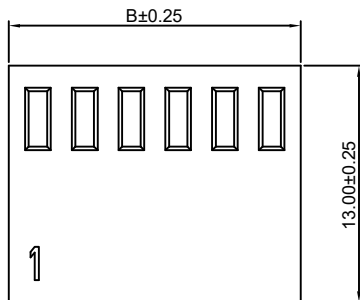
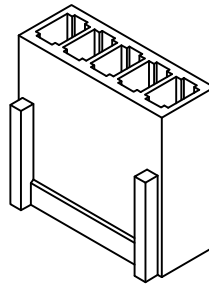
1:Type 1/Beige

2:Type 2/White

3.Material:

(Blank):Nylon 66,UL94V-0

(GWT):Nylon 66,UL94V-0,GWT 750°C



Ordering Information & Dimensions:

PART NO.	Dimensions	
	A	B
2P	2.54	5.86
3P	5.08	8.40
4P	7.62	10.94
5P	10.16	13.48
6P	12.70	16.02
7P	15.24	18.56
8P	17.78	21.00
9P	20.32	23.64
10P	22.86	26.18
11P	25.40	28.72
12P	27.94	31.26
13P	30.48	33.80
14P	33.02	36.34
15P	35.56	38.98
16P	38.10	41.42
17P	40.64	43.96
18P	43.18	46.50
19P	45.72	49.04
20P	48.26	51.58
21P	50.80	54.12
22P	53.34	56.66
23P	55.88	59.20
24P	58.42	61.74
25P	60.96	64.28

Unit: mm



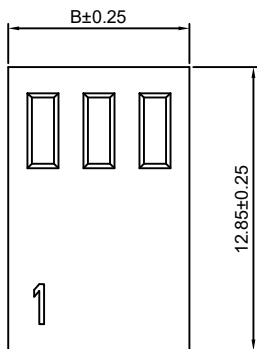
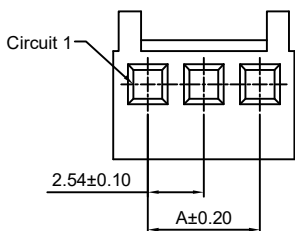
HDGC2543 Series 2.54mm (.100") Pitch Wire to Board Connector

HDGC2543HA-XP-WH

2.54mm Pitch Housing

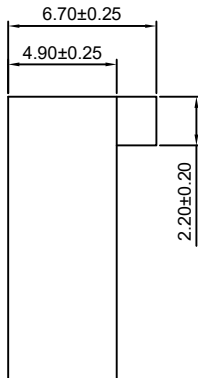
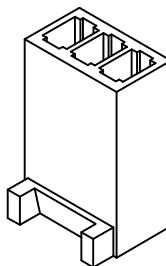
Reference Informations:

- *Material:Nylon 66,UL94V-0
- *Suitable HDGC2543-T series Terminal
- *Mates with HDGC2543WVA,WRA-XP-WH, HDGC2543WRD-XP,HDGC2543WVB-S-XP, HDGC2544WVA(-F)-XP,WRA-XP(-2) series Wafer
- *Color: White



Ordering Information:
 HDGC2543HA-XP-WH - ***
 1 2

1.Part No.
 2.Material:
 (Blank):Nylon 66,UL94V-0
 GWT:Nylon 66,UL94V-0,GWT 750 °C



Ordering Information & Dimensions:

PART NO.	Dimensions	
	A	B
2P	2.54	5.68
3P	5.08	8.22
4P	7.62	10.76
5P	10.16	13.30
6P	12.70	15.84
7P	15.24	18.38
8P	17.78	20.92
9P	20.32	23.46
10P	22.86	26.00
11P	25.40	28.54
12P	27.94	31.08
13P	30.48	33.62
14P	33.02	36.16
15P	35.56	38.70
16P	38.10	41.24
17P	40.64	43.78
18P	43.18	46.32
19P	45.72	48.86
20P	48.26	51.40
21P	50.80	53.94
22P	53.34	56.48
23P	55.88	59.02
24P	58.42	61.56
25P	60.96	64.10

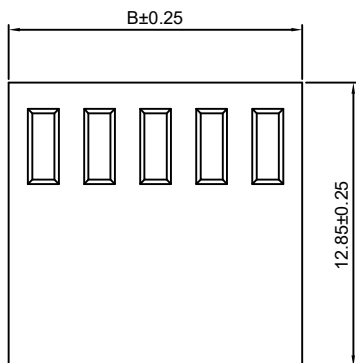
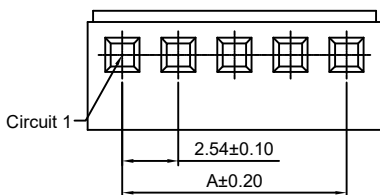
Unit: mm

HDGC2543HB-XP-WH

2.54mm Pitch Housing

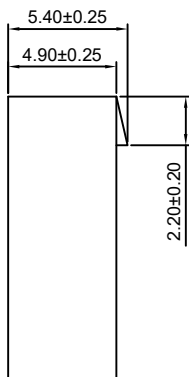
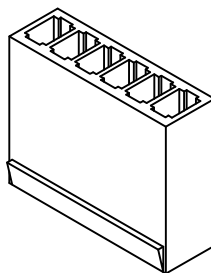
Reference Informations:

- *Material:Nylon 66,UL94V-0
- *Suitable HDGC2543-T series Terminal
- *Mates with HDGC2543WVA,WRA-XP-WH, HDGC2543WRD-XP,HDGC2543WVB-S-XP , HDGC2544WVA(-F)-XP,WRA-XP(-2) series Wafer
- *Color:White



Ordering Information:
 HDGC2543HB-XP-WH - ***
 1 2

1.Part No.
 2.Material:
 (Blank):Nylon 66,UL94V-0
 GWT:Nylon 66,UL94V-0,GWT 750 °C



Ordering Information & Dimensions:

PART NO.	Dimensions	
	A	B
2P	2.54	5.68
3P	5.08	8.22
4P	7.62	10.76
5P	10.16	13.30
6P	12.70	15.84
7P	15.24	18.38
8P	17.78	20.92
9P	20.32	23.46
10P	22.86	26.00
11P	25.40	28.54
12P	27.94	31.08
13P	30.48	33.62
14P	33.02	36.16
15P	35.56	38.70
16P	38.10	41.24
17P	40.64	43.78
18P	43.18	46.32
19P	45.72	48.86
20P	48.26	51.40
21P	50.80	53.94
22P	53.34	56.48
23P	55.88	59.02
24P	58.42	61.56
25P	60.96	64.10

Unit: mm



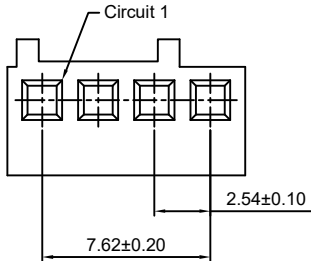
HDGC2543 Series 2.54mm (.100") Pitch Wire to Board Connector

HDGC2543HC-4P

2.54mm Pitch Housing

Reference Informations:

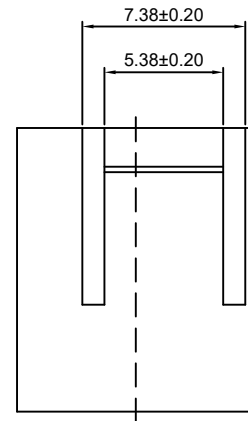
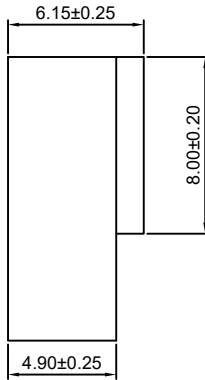
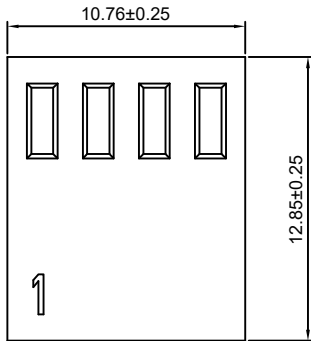
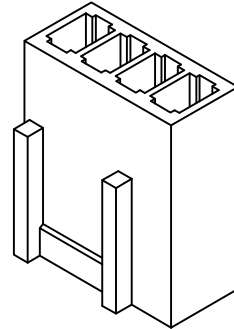
- *Material:Nylon 66,UL94V-0
- *Suitable HDGC2543-T series Terminal
- *Mates with HDGC2543WVC-4P series Wafer
- *Color:Beige



Ordering Information:

HDGC2543HC-4P - ***
1 2

- 1.Part No.
- 2.Material:
(Blank):Nylon 66,UL94V-0
GWT:Nylon 66,UL94V-0,GWT 750 °C



Unit: mm

HDGC2543WV-XP

2.54mm pitch 180° Wafer

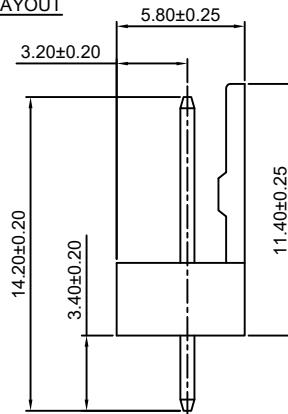
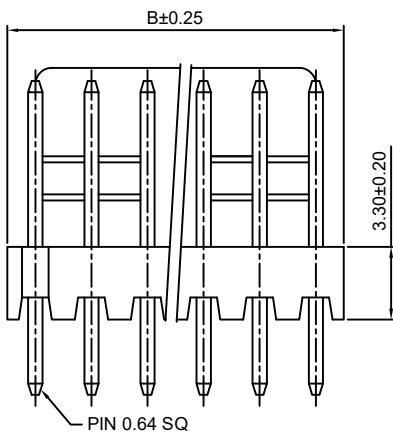
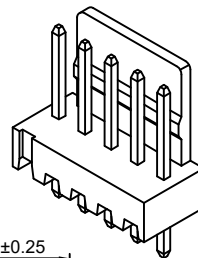
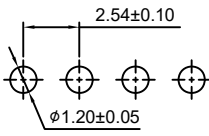
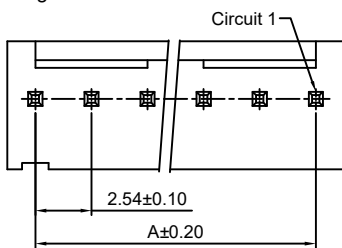
Reference Informations:

- *Material:Pin:Brass/Tin over Nickel
Insulator:Nylon 66,UL94V-0
- *Mates with HDGC2543H-XP series Housing
- *Color:Beige

Ordering Information:

HDGC2543WV-XP - *** - **
1 2 3

- 1.Part No.
- 2.Material:
(Blank):Nylon 66,UL94V-0
GWT:Nylon 66,UL94V-0,GWT 750 °C
- 3.Finish:
(blank):Tin over Nickel
G:Gold over Nickel



Ordering Information & Dimensions:

PART NO.	Dimensions	
	A	B
2P	2.54	5.08
3P	5.08	7.62
4P	7.62	10.16
5P	10.16	12.70
6P	12.70	15.24
7P	15.24	17.78
8P	17.78	20.32
9P	20.32	22.86
10P	22.86	25.40
11P	25.40	27.94
12P	27.94	30.48
13P	30.48	33.02
14P	33.02	35.56
15P	35.56	38.10
16P	38.10	40.64
17P	40.64	43.18
18P	43.18	45.72
19P	45.72	48.26
20P	48.26	50.80
21P	50.80	53.34
22P	53.34	55.88
23P	55.88	58.42
24P	58.42	60.96
25P	60.96	63.50
26P	63.50	66.04
27P	66.04	68.58
28P	68.58	71.12

Unit: mm



HDGC2543 Series 2.54mm (.100") Pitch Wire to Board Connector

HDGC2543WR-XP

2.54mm pitch 90° Wafer

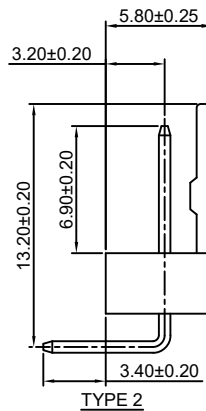
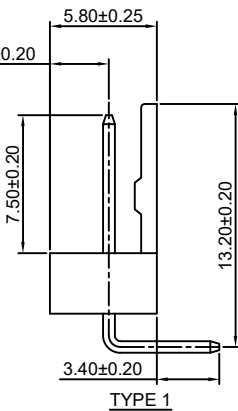
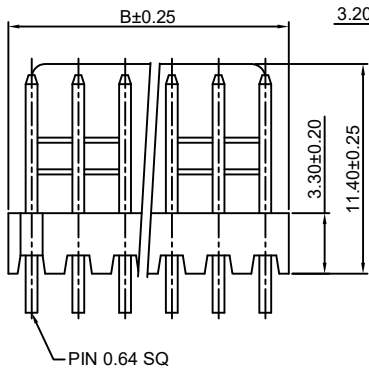
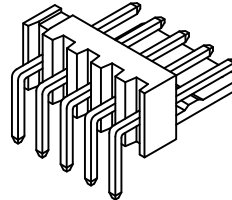
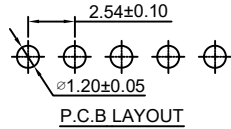
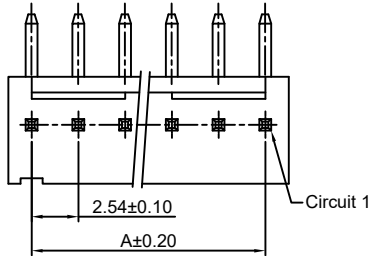
Reference Informations:

- *Material: Pin: Brass/Tin over Nickel
Insulator: Nylon 66, UL94V-0
- *Mates with HDGC2543H-XP series Housing
- *Color: Beige

Ordering Information:

HDGC2543WR-XP - * - *** - **
1 2 3 4

1. Part No.
2. Style:
(blank) : Type 1
2 : Type 2
3. Material:
(Blank): Nylon 66, UL94V-0
GWT: Nylon 66, UL94V-0, GWT 750 °C
4. Finish:
(blank): Tin over Nickel
G: Gold over Nickel



Ordering Information & Dimensions:

PART NO.	Dimensions	
	A	B
2P	2.54	5.08
3P	5.08	7.62
4P	7.62	10.16
5P	10.16	12.70
6P	12.70	15.24
7P	15.24	17.78
8P	17.78	20.32
9P	20.32	22.86
10P	22.86	25.40
11P	25.40	27.94
12P	27.94	30.48
13P	30.48	33.02
14P	33.02	35.56
15P	35.56	38.10
16P	38.10	40.64
17P	40.64	43.18
18P	43.18	45.72
19P	45.72	48.26
20P	48.26	50.80
21P	50.80	53.34
22P	53.34	55.88
23P	55.88	58.42
24P	58.42	60.96
25P	60.96	63.50
26P	63.50	66.04
27P	66.04	68.58
28P	68.58	71.12

Unit: mm

HDGC2543WR-XP-L

2.54mm pitch 90° Wafer

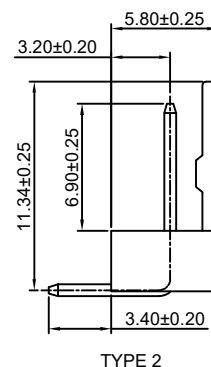
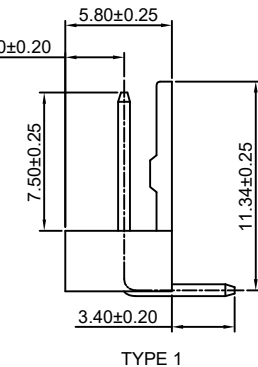
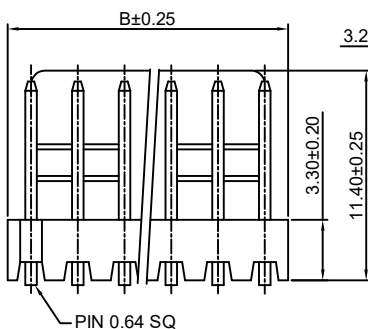
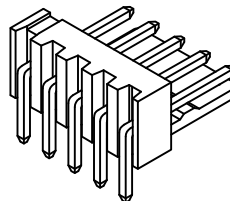
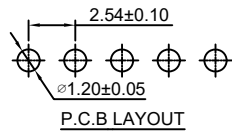
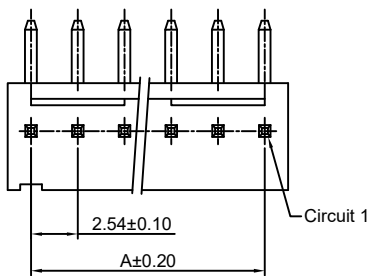
Reference Informations:

- *Material: Pin: Brass/Tin over Nickel
Insulator: Nylon 66, UL94V-0
- *Mates with HDGC2543H-XP series Housing
- *Color: Beige

Ordering Information:

HDGC2543WR-XP-L - * - *** - **
1 2 3 4

1. Part No.
2. Style:
(blank) : Type 1
2 : Type 2
3. Material:
(Blank): Nylon 66, UL94V-0
GWT: Nylon 66, UL94V-0, GWT 750 °C
4. Finish:
(blank): Tin over Nickel
G: Gold over Nickel



Ordering Information & Dimensions:

PART NO.	Dimensions	
	A	B
2P	2.54	5.08
3P	5.08	7.62
4P	7.62	10.16
5P	10.16	12.70
6P	12.70	15.24
7P	15.24	17.78
8P	17.78	20.32
9P	20.32	22.86
10P	22.86	25.40
11P	25.40	27.94
12P	27.94	30.48
13P	30.48	33.02
14P	33.02	35.56
15P	35.56	38.10
16P	38.10	40.64
17P	40.64	43.18
18P	43.18	45.72
19P	45.72	48.26
20P	48.26	50.80
21P	50.80	53.34
22P	53.34	55.88
23P	55.88	58.42
24P	58.42	60.96
25P	60.96	63.50
26P	63.50	66.04
27P	66.04	68.58
28P	68.58	71.12

Unit: mm



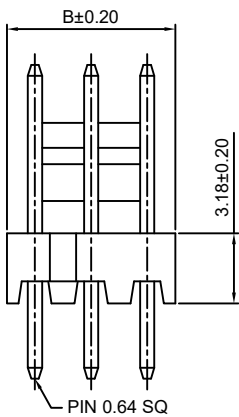
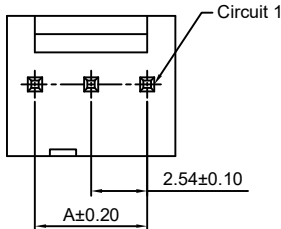
HDGC2543 Series 2.54mm (.100") Pitch Wire to Board Connector

HDGC2543WVA-XP-WH

2.54mm pitch 180° Wafer

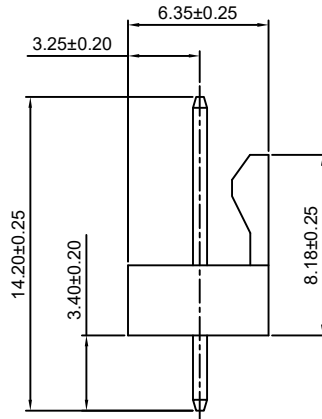
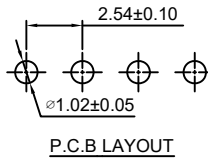
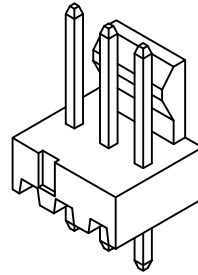
Reference Informations:

- *Material: Pin: Brass/Tin over Nickel
Insulator: Nylon 66, UL94V-0
- *Mates with HDGC2543HA, HB-XP-WH series Housing
- *Color: White



Ordering Information:

- HDGC2543WVA-XP-WH - $\frac{***}{2} - \frac{**}{3}$
- Part No.
 - Material:
(Blank): Nylon 66, UL94V-0
GWT: Nylon 66, UL94V-0, GWT 750 °C
 - Finish:
(blank): Tin over Nickel
G: Gold over Nickel



Ordering Information & Dimensions:

PART NO.	Dimensions	
	A	B
2P	2.54	5.08
3P	5.08	7.62
4P	7.62	10.16
5P	10.16	12.70
6P	12.70	15.24
7P	15.24	17.78
8P	17.78	20.32
9P	20.32	22.86
10P	22.86	25.40
11P	25.40	27.94
12P	27.94	30.48
13P	30.48	33.02
14P	33.02	35.56
15P	35.56	38.10
16P	38.10	40.64
17P	40.64	43.18
18P	43.18	45.72
19P	45.72	48.26
20P	48.26	50.80
21P	50.80	53.34
22P	53.34	55.88
23P	55.88	58.42
24P	58.42	60.96
25P	60.96	63.50
26P	63.50	66.04
27P	66.04	68.58
28P	68.58	71.12

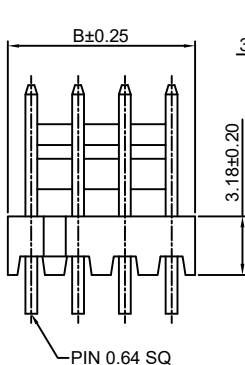
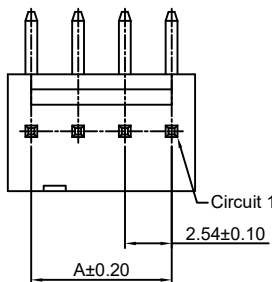
Unit: mm

HDGC2543WRA-XP-WH

2.54mm Pitch 90° Wafer

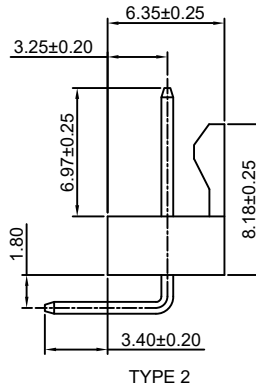
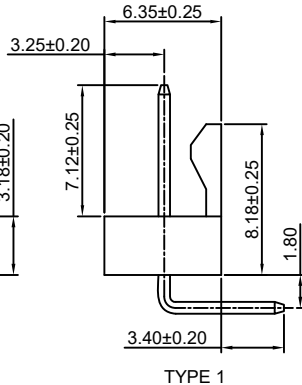
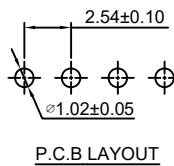
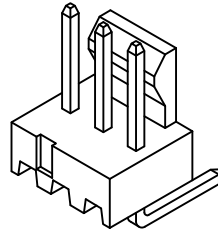
Reference Informations:

- *Material: Pin: Brass/Tin over Nickel
Insulator: Nylon 66, UL94V-0
- *Mates with HDGC2543HA, HB-XP-WH series Housing
- *Color: White



Ordering Information:

- HDGC2543WRA-XP-WH - $\frac{*}{2} - \frac{***}{3} - \frac{**}{4}$
- Part No.
 - Style:
(blank) : Type 1
2 : Type 2
 - Material:
(Blank): Nylon 66, UL94V-0
GWT: Nylon 66, UL94V-0, GWT 750 °C
 - Finish:
(blank): Tin over Nickel
G: Gold over Nickel



Ordering Information & Dimensions:

PART NO.	Dimensions	
	A	B
2P	2.54	5.08
3P	5.08	7.62
4P	7.62	10.16
5P	10.16	12.70
6P	12.70	15.24
7P	15.24	17.78
8P	17.78	20.32
9P	20.32	22.86
10P	22.86	25.40
11P	25.40	27.94
12P	27.94	30.48
13P	30.48	33.02
14P	33.02	35.56
15P	35.56	38.10
16P	38.10	40.64
17P	40.64	43.18
18P	43.18	45.72
19P	45.72	48.26
20P	48.26	50.80
21P	50.80	53.34
22P	53.34	55.88
23P	55.88	58.42
24P	58.42	60.96
25P	60.96	63.50
26P	63.50	66.04
27P	66.04	68.58
28P	68.58	71.12

Unit: mm



HDGC2543 Series 2.54mm (.100") Pitch Wire to Board Connector

HDGC2543WVC-4P

2.54mm pitch 180° Wafer

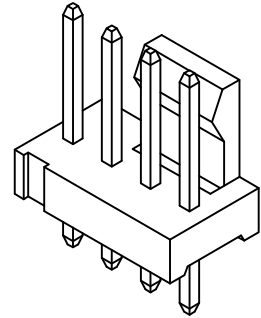
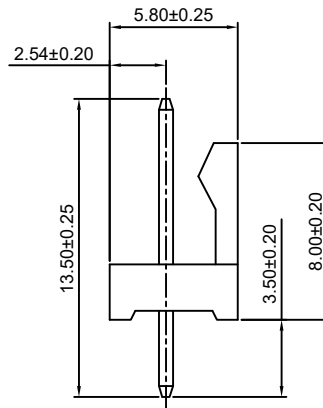
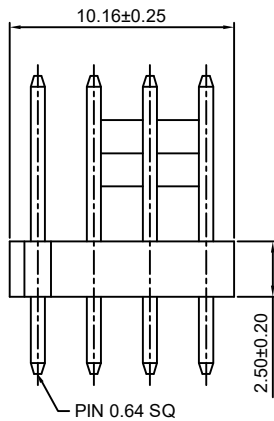
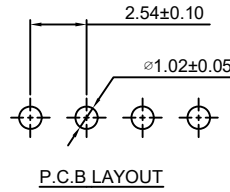
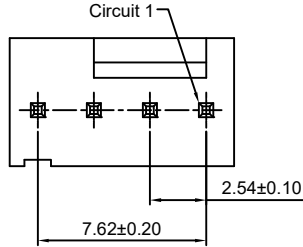
Reference Informations:

- *Material: Pin: Brass/Tin over Nickel
Insulator: Nylon 66, UL94V-0
- *Mates with HDGC2543HC-4P series Housing
- *Color: Beige

Ordering Information:

HDGC2543WVC-4P - *** - **
1 2 3

- Part No.
- Material:
(Blank): Nylon 66, UL94V-0
GWT: Nylon 66, UL94V-0, GWT 750 °C
- Finish:
(blank): Tin over Nickel
G: Gold over Nickel



Unit: mm

HDGC2543WRD-XP

2.54mm Pitch 90° Wafer

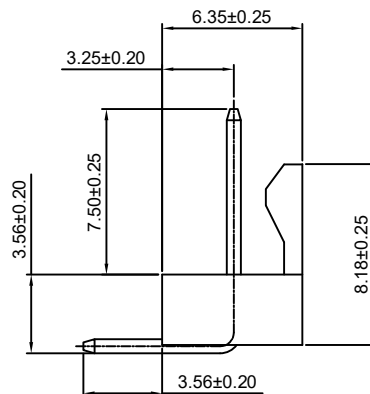
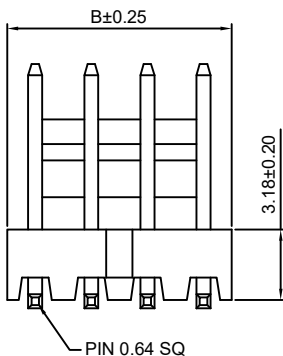
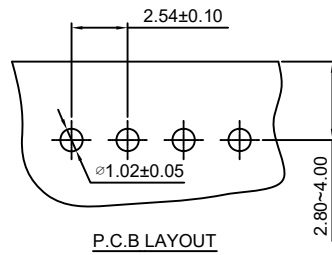
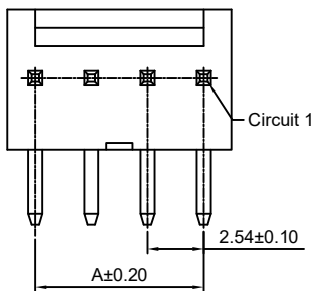
Reference Informations:

- *Material: Pin: Brass/Tin over Nickel
Insulator: Nylon 66, UL94V-0
- *Mates with HDGC2543HA, HB-XP-WH series Housing
- *Color: White

Ordering Information:

HDGC2543WRD-XP - *** - **
1 2 3

- Part No.
- Material:
(Blank): Nylon 66, UL94V-0
GWT: Nylon 66, UL94V-0, GWT 750 °C
- Finish:
(blank): Tin over Nickel
G: Gold over Nickel



Ordering Information & Dimensions:

PART NO.	Dimensions	
	A	B
2P	2.54	5.08
3P	5.08	7.62
4P	7.62	10.16
5P	10.16	12.70
6P	12.70	15.24
7P	15.24	17.78
8P	17.78	20.32
9P	20.32	22.86
10P	22.86	25.40
11P	25.40	27.94
12P	27.94	30.48
13P	30.48	33.02
14P	33.02	35.56
15P	35.56	38.10
16P	38.10	40.64
17P	40.64	43.18
18P	43.18	45.72
19P	45.72	48.26
20P	48.26	50.80

Unit: mm



HDGC2543 SERIES



HDGC2543 Series 2.54mm (.100") Pitch Wire to Board Connector

HDGC2543WR-S-XP

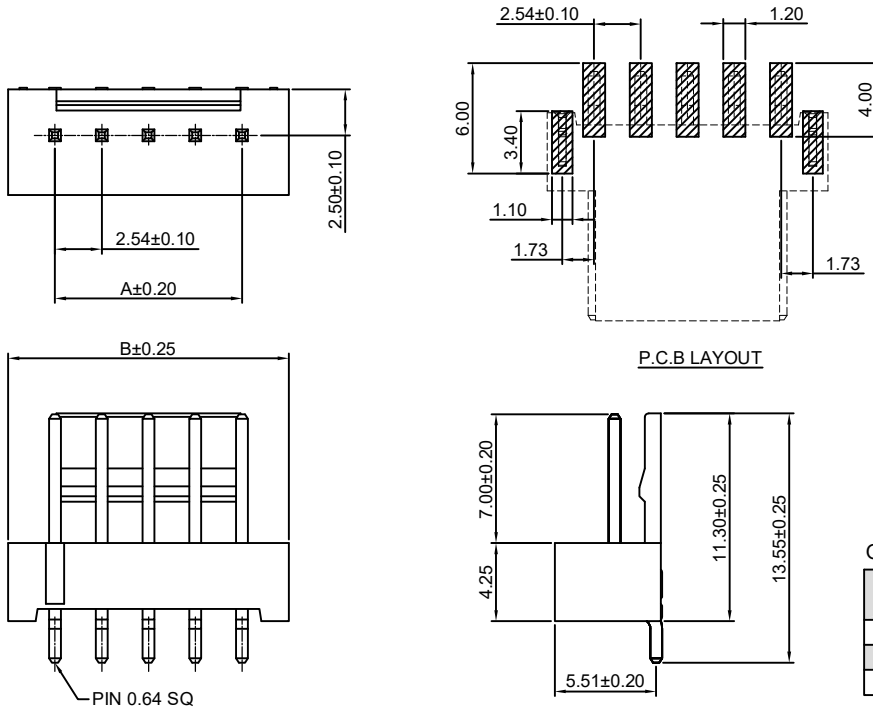
2.54mm Pitch 90° Wafer - SMT TYPE

Reference Informations:

- *Material: Pin: Brass/Tin over Nickel
Insulator: Nylon 9T, UL94V-0
- *Mates with HDGC2543H-XP series Housing
- *Color: Natural

Ordering Information:
 $\frac{\text{HDGC2543WR-S-XP}}{1} - \frac{\text{***}}{2} - \frac{\text{**}}{3}$

- Part No.
- Material:
(Blank): Nylon 9T, UL94V-0
GWT: Nylon 9T, UL94V-0, GWT 750 °C
- Finish:
(blank): Tin over Nickel
G: Gold over Nickel



Ordering Information & Dimensions:

PART NO.	Dimensions	
	A	B
2P	2.54	7.62
4P	7.62	12.70
5P	10.16	15.24

Unit: mm

HDGC2543WVB-S-XP

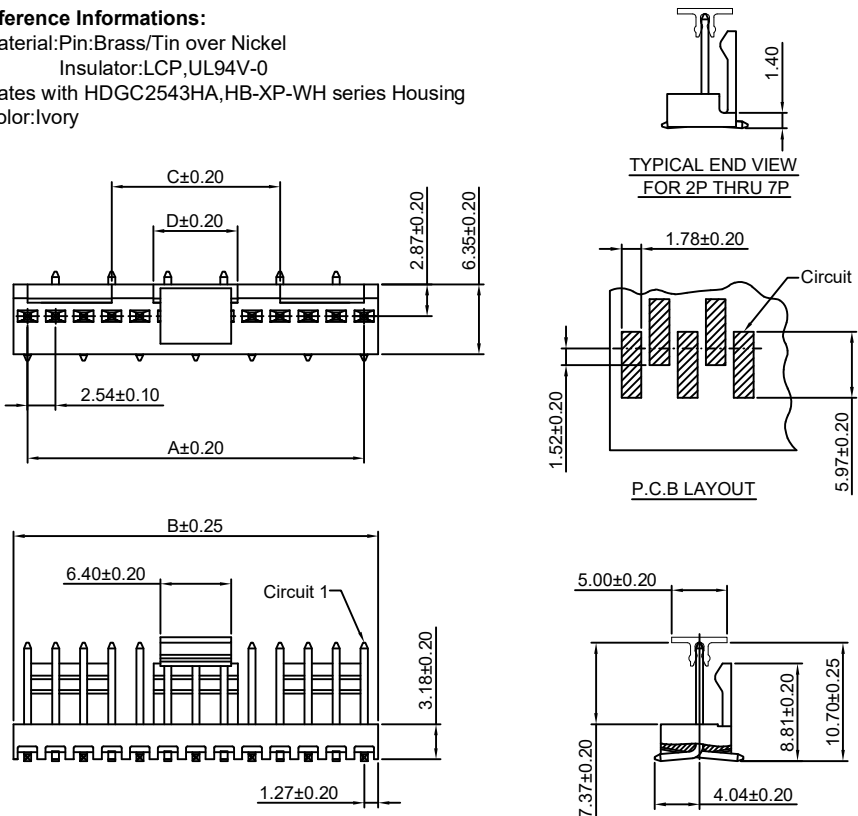
2.54mm pitch 180° Wafer - SMT TYPE

Reference Informations:

- *Material: Pin: Brass/Tin over Nickel
Insulator: LCP, UL94V-0
- *Mates with HDGC2543HA, HB-XP-WH series Housing
- *Color: Ivory

Ordering Information:
 $\frac{\text{HDGC2543WVB-S-XP}}{1} - \frac{\text{***}}{2} - \frac{\text{**}}{3} - \frac{\text{*}}{4}$

- Part No.
- Material:
(Blank): LCP, UL94V-0
GWT: LCP, UL94V-0, GWT 750 °C
- Color:
(blank): Ivory
BK: Black
- Finish:
(blank): Tin over Nickel
G: Gold over Nickel



Ordering Information & Dimensions:

PART NO.	Dimensions			
	A	B	C	D
2P	2.54	5.08	----	----
3P	5.08	7.62	----	----
4P	7.62	10.16	----	----
5P	10.16	12.70	----	----
6P	12.70	15.24	----	----
7P	15.24	17.78	----	----
8P	17.78	20.32	2.54	----
9P	20.32	22.86	5.08	----
10P	22.86	25.40	7.62	----
11P	25.40	27.94	10.16	----
12P	27.94	30.48	12.70	7.62
13P	30.48	33.02	15.24	7.62
14P	33.02	35.56	17.78	12.70
15P	35.56	38.10	20.32	12.70
16P	38.10	40.64	22.86	12.70
17P	40.64	43.18	25.40	12.70
18P	43.18	45.72	27.94	12.70

Unit: mm